

HIGHLIGHTS OF PRESCRIBING INFORMATION

These highlights do not include all the information needed to use XENICAL safely and effectively. See full prescribing information for XENICAL

XENICAL (orlistat) Capsules for oral use
Initial U.S. Approval: 1999

INDICATIONS AND USAGE

- XENICAL is a reversible inhibitor of gastrointestinal lipases indicated for obesity management including weight loss and weight maintenance when used in conjunction with a reduced-calorie diet. (1)
- XENICAL is also indicated to reduce the risk for weight regain after prior weight loss. (1)

DOSAGE AND ADMINISTRATION

- One 120-mg capsule three times a day with each main meal containing fat (during or up to 1 hour after the meal). (2)
- Advise patients to take a nutritionally balanced, reduced-calorie diet that contains approximately 30% of calories from fat. (2)
- Distribute the daily intake of fat, carbohydrate, and protein over three main meals. (2)
- Advise patients to take a multivitamin containing fat-soluble vitamins to ensure adequate nutrition. (2)
- Take the vitamin supplement at least 2 hours before or after the administration of XENICAL, such as at bedtime. (2)
- For patients receiving both XENICAL and cyclosporine therapy, administer cyclosporine 3 hours after XENICAL. (2)
- For patients receiving both XENICAL and levothyroxine therapy, administer levothyroxine and XENICAL at least 4 hours apart. (2)

DOSAGE FORMS AND STRENGTHS

- XENICAL 120 mg Capsules. (3)

CONTRAINDICATIONS

- Pregnancy (4, 8.1)
- Chronic malabsorption syndrome (4)
- Cholestasis (4)
- Known hypersensitivity to XENICAL or to any component of this product (4)

WARNINGS AND PRECAUTIONS

- XENICAL can decrease cyclosporine exposure. (5.1)

- Take a multivitamin supplement that contains fat-soluble vitamins to ensure adequate nutrition. (5.1)
- Rare cases of severe liver injury with hepatocellular necrosis or acute hepatic failure have been reported. (5.2)
- Patients may develop increased levels of urinary oxalate following treatment with XENICAL. Monitor renal function in patients at risk for renal insufficiency. (5.3)
- Substantial weight loss can increase the risk of cholelithiasis. (5.4)
- Exclude organic causes of obesity (eg, hypothyroidism) before prescribing XENICAL. (5.5)
- Gastrointestinal events may increase when XENICAL is taken with a diet high in fat (>30% total daily calories from fat). (5.5)

ADVERSE REACTIONS

Most common treatment emergent adverse reactions (≥5% and at least twice that of placebo) include oily spotting, flatus with discharge, fecal urgency fatty/oily stool, oily evacuation, increased defecation and fecal incontinence. (6.1)

To report SUSPECTED ADVERSE REACTIONS, contact Genentech at 1-888-835-2555 or FDA at 1-800-FDA-1088 or www.fda.gov/medwatch.

DRUG INTERACTIONS

- Cyclosporine:** Reduction in cyclosporine plasma levels when XENICAL was coadministered with cyclosporine. (7.1)
- Fat-soluble Vitamin Supplements and Analogues:** All patients should take a daily multivitamin that contains vitamins A, D, E, K, and beta-carotene. (7.2)
- Levothyroxine:** Patients treated concomitantly with XENICAL and levothyroxine should be monitored for changes in thyroid function. (7.3)
- Warfarin:** Patients on chronic stable doses of warfarin who are prescribed XENICAL should be monitored closely for changes in coagulation parameters. (7.4)
- Antiepileptic Drugs:** Convulsions have been reported in patients taking XENICAL with antiepileptic drugs. Patients should be monitored for possible changes in frequency or severity of convulsions. (6.2, 7.5)

USE IN SPECIFIC POPULATIONS

- Nursing Mothers: Caution should be exercised when administered to a nursing woman. (8.3)

See 17 for PATIENT COUNSELING INFORMATION and FDA-approved patient labeling.

Revised: 10/2013

FULL PRESCRIBING INFORMATION: CONTENTS*

- INDICATIONS AND USAGE
- DOSAGE AND ADMINISTRATION
 - Recommended Dosing
- DOSAGE FORMS AND STRENGTHS
- CONTRAINDICATIONS
- WARNINGS AND PRECAUTIONS
 - Concomitant Drug and Vitamin Use
 - Liver Injury
 - Increases in Urinary Oxalate
 - Cholelithiasis
 - Miscellaneous
- ADVERSE REACTIONS
 - Clinical Trials
 - Postmarketing Experience
- DRUG INTERACTIONS
 - Cyclosporine
 - Fat-soluble Vitamin Supplements and Analogues
 - Levothyroxine
 - Warfarin
 - Antiepileptic Drugs
- USE IN SPECIFIC POPULATIONS
 - Pregnancy
 - Nursing Mothers
 - Pediatric Use
 - Geriatric Use
- DRUG ABUSE AND DEPENDENCE
 - Abuse

- OVERDOSAGE
- DESCRIPTION
- CLINICAL PHARMACOLOGY
 - Mechanism of Action
 - Pharmacodynamics
 - Pharmacokinetics
- NONCLINICAL TOXICOLOGY
 - Carcinogenesis, Mutagenesis, Impairment of Fertility
- CLINICAL STUDIES
 - One-year Results: Weight Loss, Weight Maintenance, and Risk Factors
 - Effect on Weight Regain
 - Two-year Results: Long-term Weight Control and Risk Factors
 - Four-year Results: Long-term Weight Control and Risk Factors
 - Study of Patients With Type 2 Diabetes
 - Glucose Tolerance in Obese Patients
 - Pediatric Clinical Studies
- HOW SUPPLIED/STORAGE AND HANDLING
- PATIENT COUNSELING INFORMATION
 - Information for Patients
 - Concomitant Medications
 - Commonly Observed Adverse Events
 - Potential Risks and Benefits
 - Dosing Instructions

*Sections or subsections omitted from the full prescribing information are not listed.

FULL PRESCRIBING INFORMATION

1 INDICATIONS AND USAGE

XENICAL is indicated for obesity management including weight loss and weight maintenance when used in conjunction with a reduced-calorie diet. XENICAL is also indicated to reduce the risk for weight regain after prior weight loss. XENICAL is indicated for obese patients with an initial body mass index (BMI) ≥ 30 kg/m² or ≥ 27 kg/m² in the presence of other risk factors (e.g., hypertension, diabetes, dyslipidemia).

Table 1 illustrates body mass index (BMI) according to a variety of weights and heights. The BMI is calculated by dividing weight in kilograms by height in meters squared. For example, a person who weighs 180 lbs and is 5'5" would have a BMI of 30.

Table 1 Body Mass Index (BMI), kg/m²*

		WEIGHT (lb)																				
		120	130	140	150	160	170	180	190	200	210	220	230	240	250	260	270	280	290	300	310	320
HEIGHT (ft/in)	4'10"	25	27	29	31	34	36	38	40	42	44	46	48	50	52	54	57	59	61	63	65	67
	4'11"	24	26	28	30	32	34	36	38	40	43	45	47	49	51	53	55	57	59	61	63	65
	5'0"	23	25	27	29	31	33	35	37	39	41	43	45	47	49	51	53	55	57	59	61	63
	5'1"	23	25	27	28	30	32	34	36	38	40	42	44	45	47	49	51	53	55	57	59	61
	5'2"	22	24	26	27	29	31	33	35	37	38	40	42	44	46	48	49	51	53	55	57	59
	5'3"	21	23	25	27	28	30	32	34	36	37	39	41	43	44	46	48	50	51	53	55	57
	5'4"	21	22	24	26	28	29	31	33	34	36	38	40	41	43	45	46	48	50	52	53	55
	5'5"	20	22	23	25	27	28	30	32	33	35	37	38	40	42	43	45	47	48	50	52	53
	5'6"	19	21	23	24	26	27	29	31	32	34	36	37	39	40	42	44	45	47	49	50	52
	5'7"	19	20	22	24	25	27	28	30	31	33	35	36	38	39	41	42	44	46	47	49	50
	5'8"	18	20	21	23	24	26	27	29	30	32	34	35	37	38	40	41	43	44	46	47	49
	5'9"	18	19	21	22	24	25	27	28	30	31	33	34	36	37	38	40	41	43	44	46	47
	5'10"	17	19	20	22	23	24	26	27	29	30	32	33	35	36	37	39	40	42	43	45	46
	5'11"	17	18	20	21	22	24	25	27	28	29	31	32	34	35	36	38	39	41	42	43	45
	6'0"	16	18	19	20	22	23	24	26	27	29	30	31	33	34	35	37	38	39	41	42	43
	6'1"	16	17	19	20	21	22	24	25	26	28	29	30	32	33	34	36	37	38	40	41	42
	6'2"	15	17	18	19	21	22	23	24	26	27	28	30	31	32	33	35	36	37	39	40	41

*Conversion Factors:

Weight in lbs \div 2.2 = weight in kilograms (kg)

Height in inches \times 0.0254 = height in meters (m)

1 foot = 12 inches

2 DOSAGE AND ADMINISTRATION

2.1 Recommended Dosing

The recommended dose of XENICAL is one 120-mg capsule three times a day with each main meal containing fat (during or up to 1 hour after the meal).

The patient should be on a nutritionally balanced, reduced-calorie diet that contains approximately 30% of calories from fat. The daily intake of fat, carbohydrate, and protein should be distributed over three main meals. If a meal is occasionally missed or contains no fat, the dose of XENICAL can be omitted.

Because XENICAL has been shown to reduce the absorption of some fat-soluble vitamins and beta-carotene, patients should be counseled to take a multivitamin containing fat-soluble vitamins to ensure adequate nutrition [see *Warnings and Precautions (5.1)*]. The vitamin supplement should be taken at least 2 hours before or after the administration of XENICAL, such as at bedtime.

For patients receiving both XENICAL and cyclosporine therapy, administer cyclosporine 3 hours after XENICAL.

For patients receiving both XENICAL and levothyroxine therapy, administer levothyroxine and XENICAL at least 4 hours apart. Patients treated concomitantly with XENICAL and levothyroxine should be monitored for changes in thyroid function.

Doses above 120 mg three times a day have not been shown to provide additional benefit.

Based on fecal fat measurements, the effect of XENICAL is seen as soon as 24 to 48 hours after dosing. Upon discontinuation of therapy, fecal fat content usually returns to pretreatment levels within 48 to 72 hours.

3 DOSAGE FORMS AND STRENGTHS

XENICAL 120 mg dark-blue capsules imprinted with Roche and XENICAL 120 in light-blue ink or turquoise capsules imprinted with ROCHE and XENICAL 120 in black ink.

4 CONTRAINDICATIONS

XENICAL is contraindicated in:

- Pregnancy [see Use in Specific Populations (8.1)]
- Patients with chronic malabsorption syndrome
- Patients with cholestasis
- Patients with known hypersensitivity to XENICAL or to any component of this product

5 WARNINGS AND PRECAUTIONS

5.1 Concomitant Drug and Vitamin Use

Data from a XENICAL and cyclosporine drug interaction study indicate a reduction in cyclosporine plasma levels when XENICAL was coadministered with cyclosporine. Therefore, XENICAL and cyclosporine should not be simultaneously coadministered. To reduce the chance of a drug-drug interaction, cyclosporine should be taken at least 3 hours before or after XENICAL in patients taking both drugs. In addition, in those patients whose cyclosporine levels are being measured, more frequent monitoring should be considered.

Patients should be strongly encouraged to take a multivitamin supplement that contains fat-soluble vitamins to ensure adequate nutrition because XENICAL has been shown to reduce the absorption of some fat-soluble vitamins and beta-carotene [see Dosage and Administration (2)]. In addition, the levels of vitamin D and beta-carotene may be low in obese patients compared with non-obese subjects. The supplement should be taken once a day at least 2 hours before or after the administration of XENICAL, such as at bedtime.

Table 2 illustrates the percentage of adult patients on XENICAL and placebo who developed a low vitamin level on two or more consecutive visits during 1 and 2 years of therapy in studies in which patients were not previously receiving vitamin supplementation.

Table 2 Incidence of Low Vitamin Values on Two or More Consecutive Visits (Nonsupplemented Adult Patients With Normal Baseline Values - First and Second Year)

	Placebo*	XENICAL*
Vitamin A	1.0%	2.2%
Vitamin D	6.6%	12.0%
Vitamin E	1.0%	5.8%
Beta-carotene	1.7%	6.1%

*Treatment designates placebo plus diet or XENICAL plus diet

Table 3 illustrates the percentage of adolescent patients on XENICAL and placebo who developed a low vitamin level on two or more consecutive visits during the 1-year study.

Table 3 Incidence of Low Vitamin Values on Two or More Consecutive Visits (Pediatric Patients With Normal Baseline Values*)

	Placebo†	XENICAL†
Vitamin A	0.0%	0.0%
Vitamin D	0.7%	1.4%
Vitamin E	0.0%	0.0%
Beta-carotene	0.8%	1.5%

*All patients were treated with vitamin supplementation throughout the course of the study

†Treatment designates placebo plus diet or XENICAL plus diet

Weight-loss may affect glycemic control in patients with diabetes mellitus. A reduction in dose of oral hypoglycemic medication (e.g., sulfonylureas) or insulin may be required in some patients [*see Clinical Studies (14)*].

5.2 Liver Injury

There have been rare postmarketing reports of severe liver injury with hepatocellular necrosis or acute hepatic failure in patients treated with XENICAL, with some of these cases resulting in liver transplant or death. Patients should be instructed to report any symptoms of hepatic dysfunction (anorexia, pruritus, jaundice, dark urine, light-colored stools, or right upper quadrant pain) while taking XENICAL. When these symptoms occur, XENICAL and other suspect medications should be discontinued immediately and liver function tests and ALT and AST levels obtained.

5.3 Increases in Urinary Oxalate

Some patients may develop increased levels of urinary oxalate following treatment with XENICAL. Cases of oxalate nephrolithiasis and oxalate nephropathy with renal failure have been reported. Monitor renal function when prescribing XENICAL to patients at risk for renal impairment and use with caution in those with a history of hyperoxaluria or calcium oxalate nephrolithiasis.

5.4 Cholelithiasis

Substantial weight loss can increase the risk of cholelithiasis. In a clinical trial of XENICAL for the prevention of type 2 diabetes, the rates of cholelithiasis as an adverse event were 2.9% (47/1649) for patients randomized to XENICAL and 1.8% (30/1655) for patients randomized to placebo.

5.5 Miscellaneous

Organic causes of obesity (e.g., hypothyroidism) should be excluded before prescribing XENICAL.

Patients should be advised to adhere to dietary guidelines [*see Dosage and Administration (2)*]. Gastrointestinal events [*see Adverse Reactions (6.1)*] may increase when XENICAL is taken with a diet high in fat (>30% total daily calories from fat). The daily intake of fat should be distributed over three main meals. If XENICAL is taken with any one meal very high in fat, the possibility of gastrointestinal effects increases.

6 ADVERSE REACTIONS

6.1 Clinical Trials

Because clinical trials are conducted under widely varying conditions, adverse reaction rates observed in the clinical trials of a drug cannot be directly compared to rates in the clinical trials of another drug and may not reflect the rates observed in patients.

Commonly Observed (based on first year and second year data)

Gastrointestinal (GI) symptoms were the most commonly observed treatment-emergent adverse events associated with the use of XENICAL in the seven double-blind, placebo-controlled clinical trials and are primarily a manifestation of the mechanism of action. (Commonly observed is defined as an incidence of $\geq 5\%$ and an incidence in the XENICAL 120 mg group that is at least twice that of placebo.)

Table 4 Commonly Observed Adverse Events

Adverse Event	Year 1		Year 2	
	XENICAL* % Patients (N=1913)	Placebo* % Patients (N=1466)	XENICAL* % Patients (N=613)	Placebo* % Patients (N=524)
Oily Spotting†	26.6	1.3	4.4	0.2
Flatus with Discharge	23.9	1.4	2.1	0.2
Fecal Urgency	22.1	6.7	2.8	1.7
Fatty/Oily Stool†	20.0	2.9	5.5	0.6
Oily Evacuation†	11.9	0.8	2.3	0.2
Increased Defecation	10.8	4.1	2.6	0.8
Fecal Incontinence	7.7	0.9	1.8	0.2

*Treatment designates XENICAL three times a day plus diet or placebo plus diet

†Oily discharge may be clear or have a coloration such as orange or brown.

In general, the first occurrence of these events was within 3 months of starting therapy. Overall, approximately 50% of all episodes of GI adverse events associated with XENICAL treatment lasted for less than 1 week, and a majority lasted for no more than 4 weeks. However, GI adverse events may occur in some individuals over a period of 6 months or longer.

Discontinuation of Treatment

In controlled clinical trials, 8.8% of patients treated with XENICAL discontinued treatment due to adverse events, compared with 5.0% of placebo-treated patients. For XENICAL, the most common adverse events resulting in discontinuation of treatment were gastrointestinal.

Other Adverse Clinical Events

The following table lists other treatment-emergent adverse events from seven multicenter, double-blind, placebo-controlled clinical trials that occurred at a frequency of $\geq 2\%$ among patients treated with XENICAL 120 mg three times a day and with an incidence that was greater than placebo during year 1 and year 2, regardless of relationship to study medication.

Table 5 Other Treatment-Emergent Adverse Events From Seven Placebo-Controlled Clinical Trials

Body System/Adverse Event	Year 1		Year 2	
	XENICAL* % Patients (N=1913)	Placebo* % Patients (N=1466)	XENICAL* % Patients (N=613)	Placebo* % Patients (N=524)
<i>Gastrointestinal System</i>				
Abdominal Pain/Discomfort	25.5	21.4	–	–
Nausea	8.1	7.3	3.6	2.7
Infectious Diarrhea	5.3	4.4	–	–
Rectal Pain/Discomfort	5.2	4.0	3.3	1.9
Tooth Disorder	4.3	3.1	2.9	2.3
Gingival Disorder	4.1	2.9	2.0	1.5
Vomiting	3.8	3.5	–	–
<i>Respiratory System</i>				
Influenza	39.7	36.2	–	–
Upper Respiratory Infection	38.1	32.8	26.1	25.8
Lower Respiratory Infection	7.8	6.6	–	–
Ear, Nose & Throat Symptoms	2.0	1.6	–	–
<i>Musculoskeletal System</i>				
Back Pain	13.9	12.1	–	–
Pain Lower Extremities	–	–	10.8	10.3
Arthritis	5.4	4.8	–	–
Myalgia	4.2	3.3	–	–
Joint Disorder	2.3	2.2	–	–
Tendonitis	–	–	2.0	1.9
<i>Central Nervous System</i>				
Headache	30.6	27.6	–	–
Dizziness	5.2	5.0	–	–
<i>Body as a Whole</i>				
Fatigue	7.2	6.4	3.1	1.7
Sleep Disorder	3.9	3.3	–	–
<i>Skin & Appendages</i>				
Rash	4.3	4.0	–	–
Dry Skin	2.1	1.4	–	–
<i>Reproductive, Female</i>				
Menstrual Irregularity	9.8	7.5	–	–
Vaginitis	3.8	3.6	2.6	1.9
<i>Urinary System</i>				
Urinary Tract Infection	7.5	7.3	5.9	4.8
<i>Psychiatric Disorder</i>				
Psychiatric Anxiety	4.7	2.9	2.8	2.1
Depression	–	–	3.4	2.5
<i>Hearing & Vestibular Disorders</i>				
Otitis	4.3	3.4	2.9	2.5
<i>Cardiovascular Disorders</i>				
Pedal Edema	–	–	2.8	1.9

*Treatment designates XENICAL 120 mg three times a day plus diet or placebo plus diet

– None reported at a frequency $\geq 2\%$ and greater than placebo

In the 4-year XENDOS study, the general pattern of adverse events was similar to that reported for the 1- and 2-year studies with the total incidence of gastrointestinal-related adverse events occurring in year 1 decreasing each year over the 4-year period.

In clinical trials in obese diabetic patients, hypoglycemia and abdominal distension were also observed.

Pediatric Patients

In clinical trials with XENICAL in adolescent patients ages 12 to 16 years, the profile of adverse reactions was generally similar to that observed in adults.

6.2 Postmarketing Experience

The following adverse reactions have been identified during postapproval use of XENICAL. Because these reactions are reported voluntarily from a population of uncertain size, it is not always possible to reliably estimate their frequency or establish a causal relationship to XENICAL exposure.

- Rare cases of increase in transaminases and in alkaline phosphatase and hepatitis that may be serious have been reported. There have been reports of hepatic failure observed with the use of XENICAL in postmarketing surveillance, with some of these cases resulting in liver transplant or death [*see Warnings and Precautions (5.2)*].
- Cases of reduced concentrations of cyclosporine have been reported when cyclosporine was co-administered with XENICAL [*see Warnings and Precautions (5.1) and Drug Interactions (7.1)*].
- Rare cases of hypersensitivity have been reported with the use of XENICAL. Signs and symptoms have included pruritus, rash, urticaria, angioedema, bronchospasm and anaphylaxis. Very rare cases of bullous eruption have been reported.
- Reports of decreased prothrombin, increased INR and unbalanced anticoagulant treatment resulting in change of hemostatic parameters have been reported in patients treated concomitantly with XENICAL and anticoagulants [*see Drug Interactions (7.4)*].
- Hypothyroidism has been reported in patients treated concomitantly with XENICAL and levothyroxine [*see Drug Interactions (7.3)*].
- Acute oxalate nephropathy after treatment with XENICAL has been reported in patients with or at risk for renal disease [*see Warnings and Precautions (5.3)*].
- Pancreatitis has been reported with the use of XENICAL in postmarketing surveillance. No causal relationship or physiopathological mechanism between pancreatitis and obesity therapy has been definitively established.
- Lower gastrointestinal bleeding has been reported in patients treated with XENICAL. Most reports are nonserious; severe or persistent cases should be investigated further.
- Convulsions have been reported in patients treated concomitantly with orlistat and antiepileptic drugs [*see Drug Interactions (7.5)*].

7 DRUG INTERACTIONS

7.1 Cyclosporine

Data from a XENICAL and cyclosporine drug interaction study indicate a reduction in cyclosporine plasma levels when XENICAL was coadministered with cyclosporine. XENICAL and cyclosporine should not be simultaneously coadministered. Cyclosporine should be administered 3 hours after the administration of XENICAL [*see Dosage and Administration (2), Warnings and Precautions (5.1), and Adverse Reactions (6.2)*].

7.2 Fat-soluble Vitamin Supplements and Analogues

Data from a pharmacokinetic interaction study showed that the absorption of beta-carotene supplement is reduced when concomitantly administered with XENICAL. XENICAL inhibited absorption of a vitamin E acetate supplement. The effect of XENICAL on the absorption of supplemental vitamin D, vitamin A, and nutritionally-derived vitamin K is not known at this time [*see Clinical Pharmacology (12.3)*].

7.3 Levothyroxine

Hypothyroidism has been reported in patients treated concomitantly with XENICAL and levothyroxine postmarketing [*see Adverse Reactions (6.2)*]. Patients treated concomitantly with XENICAL and levothyroxine should be monitored for changes in thyroid function. Administer levothyroxine and XENICAL at least 4 hours apart [*see Dosage and Administration (2)*].

7.4 Warfarin

Vitamin K absorption may be decreased with XENICAL. Patients on chronic stable doses of warfarin who are prescribed XENICAL should be monitored closely for changes in coagulation parameters [*see Clinical Pharmacology (12.3)*].

7.5 Antiepileptic Drugs

Convulsions have been reported in patients treated concomitantly with orlistat and antiepileptic drugs. Patients should be monitored for possible changes in the frequency and/or severity of convulsions [*see Adverse Reactions (6.2)*].

8 USE IN SPECIFIC POPULATIONS

8.1 Pregnancy

Pregnancy Category X

XENICAL is contraindicated during pregnancy, because weight loss offers no potential benefit to a pregnant woman and may result in fetal harm. A minimum weight gain, and no weight loss, is currently recommended for all pregnant women, including those who are already overweight or obese, due to the obligatory weight gain that occurs in maternal tissues during pregnancy. No embryotoxicity or teratogenicity was seen in animals that received orlistat at doses much higher than the recommended human dose. If this drug is used during pregnancy, or if the patient becomes pregnant while taking this drug, the patient should be apprised of the potential hazard of maternal weight loss to the fetus.

Animal Data

Reproduction studies were conducted in rats and rabbits at doses up to 800 mg/kg/day. Neither study showed embryotoxicity or teratogenicity. This dose is 23 and 47 times the daily human dose calculated on a body surface area (mg/m²) basis for rats and rabbits, respectively.

8.3 Nursing Mothers

It is not known if XENICAL is present in human milk. Caution should be exercised when XENICAL is administered to a nursing woman.

8.4 Pediatric Use

Safety and effectiveness in pediatric patients below the age of 12 have not been established.

The safety and efficacy of XENICAL have been evaluated in obese adolescent patients aged 12 to 16 years. Use of XENICAL in this age group is supported by evidence from adequate and well-controlled studies of XENICAL in adults with additional data from a 54-week efficacy and safety study and a 21-day mineral balance study in obese adolescent patients aged 12 to 16 years. Patients treated with XENICAL in the 54-week efficacy and safety study (64.8% female, 75% Caucasians, 18.8% Blacks, and 6.3% Other) had a mean reduction in BMI of 0.55 kg/m² compared with an average increase of 0.31 kg/m² in placebo-treated patients (p=0.001). In both adolescent studies, adverse effects were generally similar to those described in adults and included fatty/oily stool, oily spotting, and oily evacuation. In a subgroup of 152 XENICAL and 77 placebo patients from the 54-week study, changes in body composition measured by DEXA were similar in both treatment groups with the exception of fat mass, which was significantly reduced in patients treated with XENICAL compared to patients treated with placebo (-2.5 kg vs -0.6 kg, p=0.033). Because XENICAL can interfere with the absorption of fat-soluble vitamins, all patients should take a daily multivitamin that contains vitamins A, D, E, K, and beta-carotene. The vitamin supplement should be taken at least 2 hours before or after XENICAL [*see Dosage and Administration (2), Warnings and Precautions (5.1), and Clinical Pharmacology (12.2)*].

Plasma concentrations of orlistat and its metabolites M1 and M3 were similar to those found in adults at the same dose level. Daily fecal fat excretions were 27% and 7% of dietary intake in XENICAL and placebo treatment groups, respectively.

8.5 Geriatric Use

Clinical studies of XENICAL did not include sufficient numbers of patients aged 65 years and older to determine whether they respond differently from younger patients [see *Clinical Studies (14)*].

9 DRUG ABUSE AND DEPENDENCE

9.2 Abuse

As with any weight-loss agent, the potential exists for abuse of XENICAL in inappropriate patient populations (e.g, patients with anorexia nervosa or bulimia). See *Indications and Usage (1)* for recommended prescribing guidelines.

10 OVERDOSAGE

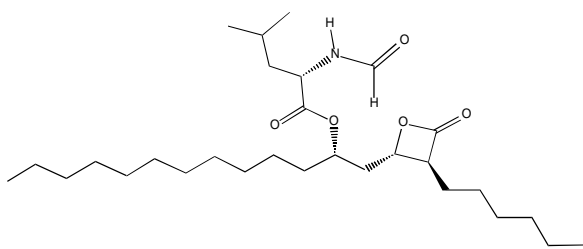
Single doses of 800 mg XENICAL and multiple doses of up to 400 mg three times a day for 15 days have been studied in normal weight and obese subjects without significant adverse findings.

Should a significant overdose of XENICAL occur, it is recommended that the patient be observed for 24 hours. Based on human and animal studies, systemic effects attributable to the lipase-inhibiting properties of XENICAL should be rapidly reversible.

11 DESCRIPTION

XENICAL (orlistat) is a gastrointestinal lipase inhibitor for obesity management that acts by inhibiting the absorption of dietary fats.

Orlistat is (S)-2-formylamino-4-methyl-pentanoic acid (S)-1-[[[(2S, 3S)-3-hexyl-4-oxo-2-oxetanyl] methyl]-dodecyl ester. Its empirical formula is C₂₉H₅₃NO₅, and its molecular weight is 495.7. It is a single diastereomeric molecule that contains four chiral centers, with a negative optical rotation in ethanol at 529 nm. The structure is:



Orlistat is a white to off-white crystalline powder. Orlistat is practically insoluble in water, freely soluble in chloroform, and very soluble in methanol and ethanol. Orlistat has no pK_a within the physiological pH range.

XENICAL is available for oral administration as a dark-blue or turquoise hard-gelatin capsule. The dark blue capsule is imprinted with light blue and the turquoise capsule is imprinted with black. Each capsule contains a pellet formulation consisting of 120 mg of the active ingredient, orlistat, as well as the inactive ingredients microcrystalline cellulose, sodium starch glycolate, sodium lauryl sulfate, povidone, and talc. The dark blue capsule shell contains gelatin, titanium dioxide, and FD&C Blue No. 1, with printing of pharmaceutical glaze NF, titanium dioxide, and FD&C Blue No. 1 aluminum lake. The turquoise capsule shell contains gelatin, titanium dioxide, and FD&C Blue No. 2 with black printing ink containing pharmaceutical grade shellac, dehydrated alcohol, isopropyl alcohol, butyl alcohol, propylene glycol, strong ammonium solution, potassium hydroxide and black iron oxide.

12 CLINICAL PHARMACOLOGY

12.1 Mechanism of Action

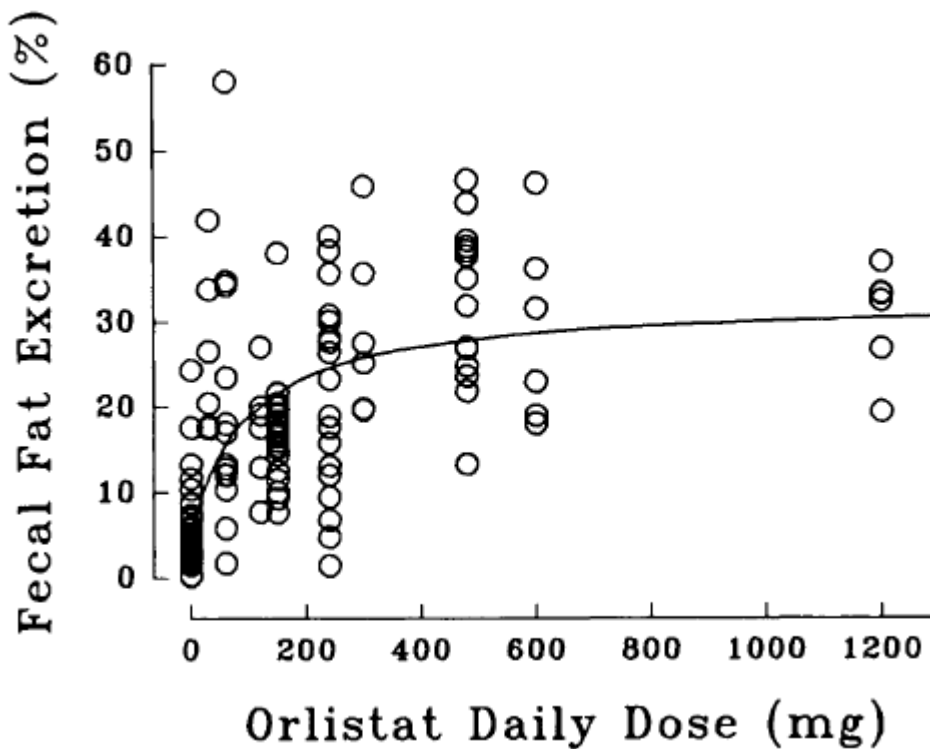
Orlistat is a reversible inhibitor of gastrointestinal lipases. It exerts its therapeutic activity in the lumen of the stomach and small intestine by forming a covalent bond with the active serine residue site of gastric and pancreatic lipases. The inactivated enzymes are thus unavailable to hydrolyze dietary fat in the form of triglycerides into absorbable free fatty acids and monoglycerides. As undigested triglycerides are not absorbed, the resulting caloric deficit may have a positive effect on weight control.

12.2 Pharmacodynamics

Dose-response Relationship

The dose-response relationship for orlistat in human volunteers is shown in Figure 1. The effect is the percentage of ingested fat excreted, referred to as fecal fat excretion percentage. Both individual data (open circles) and the curve predicted for the population with the maximum-effect model (continuous line) are shown in Figure 1.

Figure 1 Dose-Response Relationship for Orlistat in Human Volunteers



At the recommended therapeutic dose of 120 mg three times a day, orlistat inhibits dietary fat absorption by approximately 30%.

Ethanol does not affect orlistat's effect on preventing the absorption of fat.

Other Short-term Studies

Adults

In several studies of up to 6-weeks duration, the effects of therapeutic doses of XENICAL on gastrointestinal and systemic physiological processes were assessed in normal weight and obese subjects. Postprandial cholecystokinin plasma concentrations were lowered after multiple doses of XENICAL in two studies but not significantly different from placebo in two other experiments. There were no clinically significant changes observed in gallbladder motility, bile composition or lithogenicity, or colonic cell proliferation rate, and no

clinically significant reduction of gastric emptying time or gastric acidity. In addition, no effects on plasma triglyceride levels or systemic lipases were observed with the administration of XENICAL in these studies. In a 3-week study of 28 healthy male volunteers, XENICAL (120 mg three times a day) did not significantly affect the balance of calcium, magnesium, phosphorus, zinc, copper, and iron.

Pediatrics

In a 3-week study of 32 obese adolescents aged 12 to 16 years, XENICAL (120 mg three times a day) did not significantly affect the balance of calcium, magnesium, phosphorus, zinc, or copper. The iron balance was decreased by 64.7 $\mu\text{mole}/24$ hours and 40.4 $\mu\text{mole}/24$ hours in XENICAL and placebo treatment groups, respectively.

12.3 Pharmacokinetics

Absorption

Systemic exposure to orlistat is minimal. Following oral dosing with 360 mg ^{14}C -orlistat, plasma radioactivity peaked at approximately 8 hours; plasma concentrations of intact orlistat were near the limits of detection (<5 ng/mL). In therapeutic studies involving monitoring of plasma samples, detection of intact orlistat in plasma was sporadic and concentrations were low (<10 ng/mL or 0.02 μM), without evidence of accumulation, and consistent with minimal absorption.

Distribution

In vitro orlistat was $>99\%$ bound to plasma proteins (lipoproteins and albumin were major binding proteins). Orlistat minimally partitioned into erythrocytes.

Metabolism

Based on an oral ^{14}C -orlistat mass balance study in obese patients, two metabolites, M1 ((the hydrolyzed β -lactone ring product of orlistat) and M3 (sequential metabolite after M1's cleavage of the N-formyl leucine side-chain), accounted for approximately 42% of total radioactivity in plasma. M1 and M3 have an open β -lactone ring and extremely weak lipase inhibitory activity (1000- and 2500-fold less than orlistat, respectively). In view of this low inhibitory activity and the low plasma levels at the therapeutic dose (average of 26 ng/mL and 108 ng/mL for M1 and M3, respectively, 2 to 4 hours after a dose), these metabolites are considered pharmacologically inconsequential. The primary metabolite M1 had a short half-life (approximately 3 hours) whereas the secondary metabolite M3 eliminated at a slower rate (half-life approximately 13.5 hours).

Elimination

Following a single oral dose of 360 mg ^{14}C -orlistat in both normal weight and obese subjects, fecal excretion of the unabsorbed drug was found to be the major route of elimination. Orlistat and its M1 and M3 metabolites were also subject to biliary excretion. Approximately 97% of the administered radioactivity was excreted in feces; 83% of that was found to be unchanged orlistat. The cumulative renal excretion of total radioactivity was $<2\%$ of the given dose of 360 mg ^{14}C -orlistat. The time to reach complete excretion (fecal plus urinary) was 3 to 5 days. The disposition of orlistat appeared to be similar between normal weight and obese subjects. Based on limited data, the half-life of the absorbed orlistat is in the range of 1 to 2 hours.

Specific Populations

No pharmacokinetic study was conducted for specific populations such as geriatric, different races, and patients with renal and hepatic impairment.

Drug Interactions

Alcohol

In a multiple-dose study in 30 normal-weight subjects, coadministration of XENICAL and 40 grams of alcohol (eg, approximately 3 glasses of wine) did not result in alteration of alcohol pharmacokinetics, orlistat pharmacodynamics (fecal fat excretion), or systemic exposure to orlistat.

Cyclosporine

In a multiple-dose study, coadministration of 50 mg cyclosporine twice daily with 120 mg XENICAL three times daily decreased cyclosporine AUC and C_{\max} by 31 and 25%, respectively. In the same study, administration of 50 mg cyclosporine twice daily three hours after the administration of 120 mg XENICAL three times daily decreased cyclosporine AUC and C_{\max} by 17 and 4%, respectively.

Digoxin

In 12 normal-weight subjects receiving XENICAL 120 mg three times a day for 6 days, XENICAL did not alter the pharmacokinetics of a single dose of digoxin.

Fat-soluble Vitamin Supplements and Analogues

A pharmacokinetic interaction study showed a 30% reduction in beta-carotene supplement absorption when concomitantly administered with XENICAL. XENICAL inhibited absorption of a vitamin E acetate supplement by approximately 60%. The effect of XENICAL on the absorption of supplemental vitamin D, vitamin A, and nutritionally-derived vitamin K is not known at this time.

Glyburide

In 12 normal-weight subjects receiving orlistat 80 mg three times a day for 5 days, orlistat did not alter the pharmacokinetics or pharmacodynamics (blood glucose-lowering) of glyburide.

Levothyroxine

Hypothyroidism has been reported in patients treated concomitantly with XENICAL and levothyroxine postmarketing.

Nifedipine (extended-release tablets)

In 17 normal-weight subjects receiving XENICAL 120 mg three times a day for 6 days, XENICAL did not alter the bioavailability of nifedipine (extended-release tablets).

Oral Contraceptives

In 20 normal-weight female subjects, the treatment of XENICAL 120 mg three times a day for 23 days resulted in no changes in the ovulation-suppressing action of oral contraceptives.

Phenytoin

In 12 normal-weight subjects receiving XENICAL 120 mg three times a day for 7 days, XENICAL did not alter the pharmacokinetics of a single 300-mg dose of phenytoin.

Pravastatin

In a 2-way crossover study of 24 normal-weight, mildly hypercholesterolemic patients receiving XENICAL 120 mg three times a day for 6 days, XENICAL did not affect the pharmacokinetics of pravastatin.

Warfarin

In 12 normal-weight subjects, administration of XENICAL 120 mg three times a day for 16 days did not result in any change in either warfarin pharmacokinetics (both R- and S-enantiomers) or pharmacodynamics (prothrombin time and serum Factor VII). Although undercarboxylated osteocalcin, a marker of vitamin K nutritional status, was unaltered with XENICAL administration, vitamin K levels tended to decline in subjects taking XENICAL. Therefore, as vitamin K absorption may be decreased with XENICAL, patients on chronic stable doses of warfarin who are prescribed XENICAL should be monitored closely for changes in coagulation parameters.

13 NONCLINICAL TOXICOLOGY

13.1 Carcinogenesis, Mutagenesis, Impairment of Fertility

Carcinogenicity studies in rats and mice did not show a carcinogenic potential for orlistat at doses up to 1000 mg/kg/day and 1500 mg/kg/day, respectively. For mice and rats, these doses are 38 and 46 times the daily human dose calculated on an area under concentration vs time curve basis of total drug-related material.

Orlistat had no detectable mutagenic or genotoxic activity as determined by the Ames test, a mammalian forward mutation assay (V79/HPRT), an in vitro clastogenesis assay in peripheral human lymphocytes, an unscheduled DNA synthesis assay (UDS) in rat hepatocytes in culture, and an in vivo mouse micronucleus test.

When given to rats at a dose of 400 mg/kg/day in a fertility and reproduction study, orlistat had no observable adverse effects. This dose is 12 times the daily human dose calculated on a body surface area (mg/m^2) basis.

14 CLINICAL STUDIES

The long-term effects of XENICAL on morbidity and mortality associated with obesity have not been established.

The effects of XENICAL on weight loss, weight maintenance, and weight regain and on a number of comorbidities (eg, type 2 diabetes, lipids, blood pressure) were assessed in the 4-year XENDOS study and in seven long-term (1- to 2-years duration) multicenter, double-blind, placebo-controlled clinical trials. During the first year of therapy, the studies of 2-year duration assessed weight loss and weight maintenance. During the second year of therapy, some studies assessed continued weight loss and weight maintenance and others assessed the effect of XENICAL on weight regain. These studies included over 2800 patients treated with XENICAL and 1400 patients treated with placebo (age range 17-78 years, 80.2% women, 91.0% Caucasians, 5.7% Blacks, 2.3% Hispanics, 0.1% Other). The majority of these patients had obesity-related risk factors and comorbidities. In the XENDOS study, which included 3304 patients (age range 30-58 years, 55% women, 99% Caucasians, 1% other), the time to onset of type 2 diabetes was assessed in addition to weight management. In all these studies, treatment with XENICAL and placebo designates treatment with XENICAL plus diet and placebo plus diet, respectively.

During the weight loss and weight maintenance period, a well-balanced, reduced-calorie diet that was intended to result in an approximate 20% decrease in caloric intake and provide 30% of calories from fat was recommended to all patients. In addition, all patients were offered nutritional counseling.

14.1 One-year Results: Weight Loss, Weight Maintenance, and Risk Factors

Pooled data from five clinical trials indicated that the overall mean weight loss from randomization to the end of 1 year of treatment in the intent-to-treat population was 13.4 lbs in the patients treated with XENICAL and 5.8 lbs in the placebo-treated patients. After 1 year of treatment, the mean percent weight loss difference between XENICAL-treated patients and placebo-treated patients was 3%. One thousand seventy two (69%) patients treated with XENICAL and 701 (63%) patients treated with placebo completed 1 year of treatment. Of the patients who completed 1 year of treatment, 57% of the patients treated with XENICAL (120 mg three times a day) and 31% of the placebo-treated patients lost at least 5% of their baseline body weight.

The percentages of patients achieving $\geq 5\%$ and $\geq 10\%$ weight loss after 1 year in five large multicenter studies for the intent-to-treat populations are presented in **Table 6**.

Table 6 Percentage of Patients Losing $\geq 5\%$ and $\geq 10\%$ of Body Weight From Randomization After 1-Year Treatment*

Study No.	Intent-to-Treat Population [†]					
	$\geq 5\%$ Weight Loss			$\geq 10\%$ Weight Loss		
	XENICAL n	Placebo n	p-value	XENICAL n	Placebo n	p-value
14119B	35.5% 110	21.3% 108	0.021	16.4% 110	6.5% 108	0.022
14119C	54.8% 343	27.4% 340	<0.001	24.8% 343	8.2% 340	<0.001
14149	50.6% 241	26.3% 236	<0.001	22.8% 241	11.9% 236	0.02
14161 [‡]	37.1% 210	16.0% 212	<0.001	19.5% 210	3.8% 212	<0.001
14185	42.6% 657	22.4% 223	<0.001	17.7% 657	9.9% 223	0.006

The diet utilized during year 1 was a reduced-calorie diet.

*Treatment designates XENICAL 120 mg three times a day plus diet or placebo plus diet

[†]Last observation carried forward

[‡]All studies, with the exception of 14161, were conducted at centers specialized in treating obesity and complications of obesity. Study 14161 was conducted with primary care physicians.

The relative changes in risk factors associated with obesity following 1 year of therapy with XENICAL and placebo are presented for the population as a whole and for the population with abnormal values at randomization.

Population as a Whole

The changes in metabolic, cardiovascular and anthropometric risk factors associated with obesity based on pooled data for five clinical studies, regardless of the patient's risk factor status at randomization, are presented in **Table 7**. One year of therapy with XENICAL resulted in relative improvement in several risk factors.

Table 7 Mean Change in Risk Factors From Randomization Following 1-Year Treatment* Population as a Whole

Risk Factor	XENICAL 120 mg [†]	Placebo [†]
Metabolic:		
Total Cholesterol	-2.0%	+5.0%
LDL-Cholesterol	-4.0%	+5.0%
HDL-Cholesterol	+9.3%	+12.8%
LDL/HDL	-0.37	-0.20
Triglycerides	+1.34%	+2.9%
Fasting Glucose, mmol/L	-0.04	+0.0
Fasting Insulin, pmol/L	-6.7	+5.2
Cardiovascular:		
Systolic Blood Pressure, mm Hg	-1.01	+0.58
Diastolic Blood Pressure, mm Hg	-1.19	+0.46
Anthropometric:		
Waist Circumference, cm	-6.45	-4.04
Hip Circumference, cm	-5.31	-2.96

*Treatment designates XENICAL 120 mg three times a day plus diet or placebo plus diet

[†]Intent-to-treat population at week 52, observed data based on pooled data from 5 studies

Population With Abnormal Risk Factors at Randomization

The changes from randomization following 1-year treatment in the population with abnormal lipid levels (LDL ≥ 130 mg/dL, LDL/HDL ≥ 3.5 , HDL < 35 mg/dL) were greater for XENICAL compared to placebo with respect to LDL-cholesterol (-7.83% vs +1.14%) and the LDL/HDL ratio (-0.64 vs -0.46). HDL increased in the

placebo group by 20.1% and in the XENICAL group by 18.8%. In the population with abnormal blood pressure at baseline (systolic BP \geq 140 mm Hg), the change in SBP from randomization to 1 year was greater for XENICAL (-10.89 mm Hg) than placebo (-5.07 mm Hg). For patients with a diastolic blood pressure \geq 90 mm Hg, XENICAL patients decreased by -7.9 mm Hg while the placebo patients decreased by -5.5 mm Hg. Fasting insulin decreased more for XENICAL than placebo (-39 vs -16 pmol/L) from randomization to 1 year in the population with abnormal baseline values (\geq 120 pmol/L). A greater reduction in waist circumference for XENICAL vs placebo (-7.29 vs -4.53 cm) was observed in the population with abnormal baseline values (\geq 100 cm).

14.2 Effect on Weight Regain

Three studies were designed to evaluate the effects of XENICAL compared to placebo in reducing weight regain after a previous weight loss achieved following either diet alone (one study, 14302) or prior treatment with XENICAL (two studies, 14119C and 14185). The diet utilized during the 1-year weight regain portion of the studies was a weight-maintenance diet, rather than a weight-loss diet, and patients received less nutritional counseling than patients in weight-loss studies. For studies 14119C and 14185, patients' previous weight loss was due to 1 year of treatment with XENICAL in conjunction with a mildly hypocaloric diet. Study 14302 was conducted to evaluate the effects of 1 year of treatment with XENICAL on weight regain in patients who had lost 8% or more of their body weight in the previous 6 months on diet alone.

In study 14119C, patients treated with placebo regained 52% of the weight they had previously lost while the patients treated with XENICAL regained 26% of the weight they had previously lost ($p < 0.001$). In study 14185, patients treated with placebo regained 63% of the weight they had previously lost while the patients treated with XENICAL regained 35% of the weight they had lost ($p < 0.001$). In study 14302, patients treated with placebo regained 53% of the weight they had previously lost while the patients treated with XENICAL regained 32% of the weight that they had lost ($p < 0.001$).

14.3 Two-year Results: Long-term Weight Control and Risk Factors

The treatment effects of XENICAL were examined for 2 years in four of the five 1-year weight management clinical studies previously discussed (see **Table 6**). At the end of year 1, the patients' diets were reviewed and changed where necessary. The diet prescribed in the second year was designed to maintain patient's current weight. XENICAL was shown to be more effective than placebo in long-term weight control in four large, multicenter, 2-year double-blind, placebo-controlled studies.

Pooled data from four clinical studies indicate that 74% of all patients treated with 120 mg three times a day of XENICAL and 76% of patients treated with placebo completed 2 years of the same therapy. Pooled data from four clinical studies indicate that the mean weight loss difference between XENICAL 120 mg three times a day and placebo treatment groups at year 2 in those patients who completed 1 year of treatment (ITT LOCF) was 3%. In the same studies cited in the **One-year Results** (see **Table 6**), the percentages of patients achieving a \geq 5% and \geq 10% weight loss after 2 years are shown in **Table 8**.

Table 8 Percentage of Patients Losing \geq 5% and \geq 10% of Body Weight From Randomization After 2-Year Treatment*

Study No.	Intent-to-Treat Population [†]					
	\geq 5% Weight Loss			\geq 10% Weight Loss		
	XENICAL n	Placebo n	p-value	XENICAL n	Placebo n	p-value
14119C	45.1% 133	23.6% 123	<0.001	24.8% 133	6.5% 123	<0.001
14149	43.3% 178	27.2% 158	0.002	18.0% 178	9.5% 158	0.025
14161 [‡]	25.0% 148	15.0% 113	0.049	16.9% 148	3.5% 113	0.001
14185	34.0% 147	27.9% 122	0.279	17.7% 147	11.5% 122	0.154

The diet utilized during year 2 was designed for weight maintenance and not weight loss.

*Treatment designates XENICAL 120 mg three times a day plus diet or placebo plus diet

[†]Last observation carried forward

‡All studies, with the exception of 14161, were conducted at centers specializing in treating obesity or complications of obesity. Study 14161 was conducted with primary care physicians.

The relative changes in risk factors associated with obesity following 2 years of therapy were also assessed in the population as a whole and the population with abnormal risk factors at randomization.

Population as a Whole

The relative differences in risk factors between treatment with XENICAL and placebo were similar to the results following 1 year of therapy for total cholesterol, LDL-cholesterol, LDL/HDL ratio, triglycerides, fasting glucose, fasting insulin, diastolic blood pressure, waist circumference, and hip circumference. The relative differences between treatment groups for HDL cholesterol and systolic blood pressure were less than that observed in the year one results.

Population With Abnormal Risk Factors at Randomization

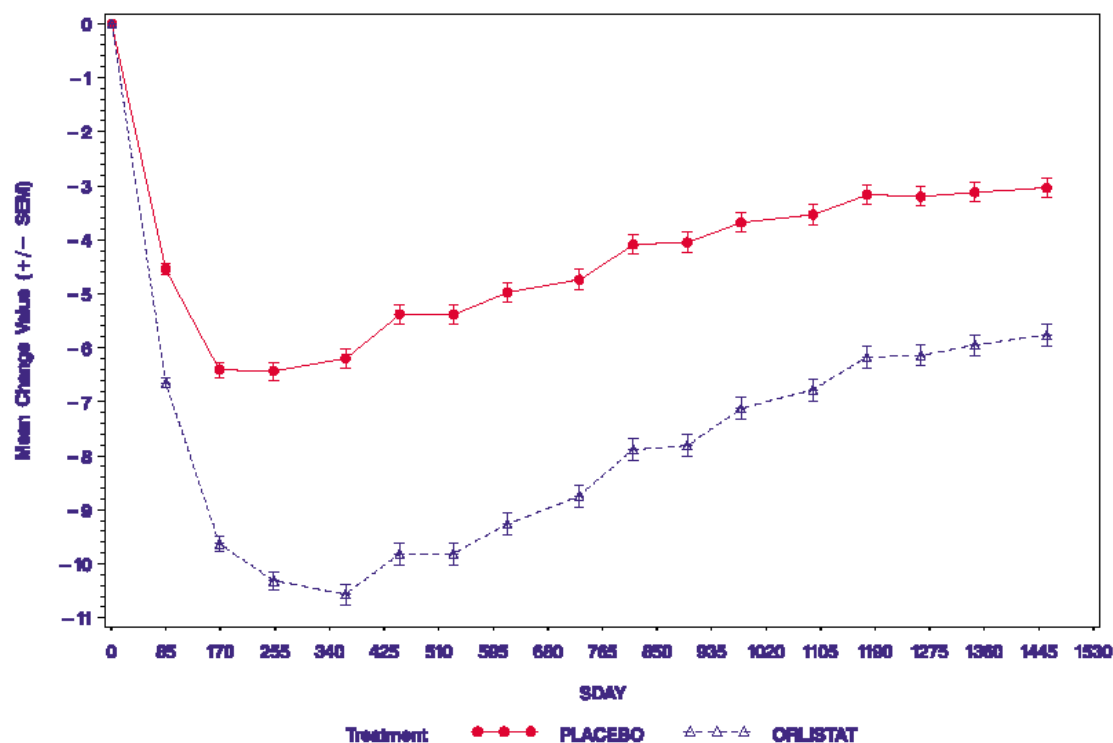
The relative differences in risk factors between treatment with XENICAL and placebo were similar to the results following 1 year of therapy for LDL- and HDL-cholesterol, triglycerides, fasting insulin, diastolic blood pressure, and waist circumference. The relative differences between treatment groups for LDL/HDL ratio and isolated systolic blood pressure were less than that observed in the year one results.

14.4 Four-year Results: Long-term Weight Control and Risk Factors

In the 4-year double-blind, placebo-controlled XENDOS study, the effects of XENICAL in delaying the onset of type 2 diabetes and on body weight were compared to placebo in 3304 obese patients who had either normal or impaired glucose tolerance at baseline. Thirty-four percent of the 1655 patients who were randomized to the placebo group and 52% of the 1649 patients who were randomized to the XENICAL group completed the 4-year study.

At the end of the study, the mean percent weight loss in the placebo group was -2.75% compared with -5.17% in the XENICAL group ($p < 0.001$) (see **Figure 2**). Forty-five percent of the placebo patients and 73% of the XENICAL patients lost $\geq 5\%$ of their baseline body weight, and 21% of the placebo patients and 41% of the XENICAL patients lost $\geq 10\%$ of their baseline body weight following the first year of treatment. Following 4 years of treatment, 28% of the placebo patients and 45% of the XENICAL patients lost $\geq 5\%$ of their baseline body weight and 10% of the placebo patients and 21% of the XENICAL patients lost $\geq 10\%$ of their baseline body weight. After 4 years of treatment, the mean % difference in weight loss between XENICAL treated patients and placebo was 2.5%.

Figure 2 Mean Change from Baseline Body Weight (Kgs) Over Time*



*ITT LOCF study population

The relative changes from baseline in risk factors associated with obesity following 4 years of therapy were assessed in the XENDOS study population (see **Table 9**).

Table 9 Mean Change in Risk Factors From Randomization Following 4-Years Treatment*

Risk Factor	XENICAL 120 mg†	Placebo†
Metabolic:		
Total Cholesterol	-7.02%	-2.03%
LDL-Cholesterol	-11.66%	-3.85%
HDL-Cholesterol	+5.92%	+7.01%
LDL/HDL	-0.53	-0.33
Triglycerides	+3.64%	+1.30
Fasting Glucose, mmol/L	+0.12	+0.23
Fasting Insulin, pmol/L	-24.93	-15.71
Cardiovascular:		
Systolic Blood Pressure, mm Hg	-4.12	-2.60
Diastolic Blood Pressure, mm Hg	-1.93	-0.87
Anthropometric:		
Waist Circumference, cm	-5.78	-3.99

*Treatment designates XENICAL 120 mg three times a day plus diet or placebo plus diet

†Intent-to-treat population

Onset of Type 2 Diabetes in Obese Patients

In the XENDOS trial, in the overall population, XENICAL delayed the onset of type 2 diabetes such that at the end of four years of treatment the cumulative incidence rate of diabetes was 8.3% for the placebo group compared to 5.5% for the XENICAL group, $p=0.01$ (see **Table 10**). This finding was driven by a statistically-significant reduction in the incidence of developing type 2 diabetes in those patients who had impaired glucose tolerance at baseline (**Table 10** and **Figure 3**). XENICAL did not reduce the risk for the development of diabetes in patients with normal glucose tolerance at baseline.

The effect of XENICAL to delay the onset of type 2 diabetes in obese patients with IGT is presumably due to weight loss, and not to any independent effects of the drug on glucose or insulin metabolism. The effect of XENICAL on weight loss is adjunctive to diet and exercise.

Table 10 Incidence Rate of Diabetes at Year 4 by OGTT Status at Baseline*

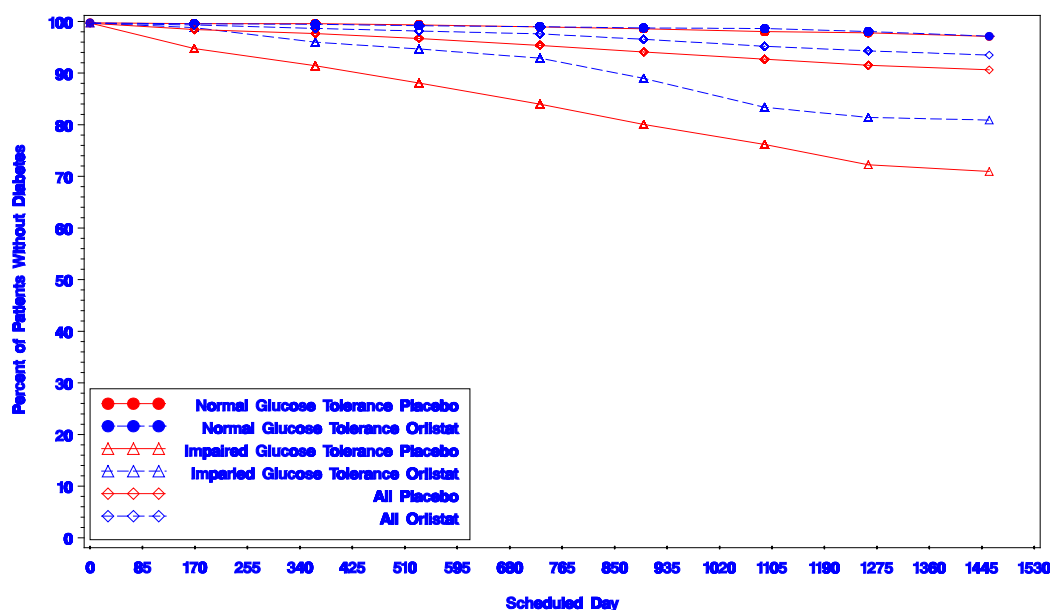
OGTT at Baseline	Normal		Impaired		All	
	Placebo	XENICAL	Placebo	XENICAL	Placebo	XENICAL
Treatment						
Number of patients*	1148	1235	324	337	1472	1572
# pts developing diabetes	16	21	62	48	78	69
Life table rate†	2.1%	1.7%	27.2%	18.7%	8.3%	5.5%
Observed percent	1.4%	1.7%	19.1%	14.2%	5.3%	4.4%
Absolute risk reduction						
Life table	0.4%		8.5%		2.8%	
Observed	-0.3%		4.9%		0.9%	
Relative risk reduction††	8%		42%		34%	
p-value	0.79		<0.01		0.01	

*Based on patients with a baseline and at least one follow-up OGTT measurement, ITT LOCF study population.

†Rate adjusted for dropouts

†† Computed as (1- hazard ratio)

Figure 3 Percentage of Patients Without Diabetes Over Time



14.5 Study of Patients With Type 2 Diabetes

A 1-year double-blind, placebo-controlled study in type 2 diabetics (N=321) stabilized on sulfonylureas was conducted. Thirty percent of patients treated with XENICAL achieved at least a 5% or greater reduction in body weight from randomization compared to 13% of the placebo-treated patients (p<0.001). **Table 11** describes the changes over 1 year of treatment with XENICAL compared to placebo, in sulfonylurea usage and dose reduction as well as in hemoglobin HbA1c, fasting glucose, and insulin.

Table 11 Mean Changes in Body Weight and Glycemic Control From Randomization Following 1-Year Treatment in Patients With Type 2 Diabetes

	XENICAL 120 mg* (n=162)	Placebo* (n=159)	Statistical Significance
% patients who discontinued dose of oral sulfonylurea	11.7%	7.5%	†
% patients who decreased dose of oral sulfonylurea	31.5%	21.4%	
Average reduction in sulfonylurea medication dose	-22.8%	-9.1%	†
Body weight change (lbs)	-8.9	-4.2	†
HbA1c	-0.18%	+0.28%	†
Fasting glucose, mmol/L	-0.02	+0.54	†
Fasting insulin, pmol/L	-19.68	-18.02	ns

Statistical significance based on intent-to-treat population, last observation carried forward.

*Treatment designates XENICAL 120 mg three times a day plus diet or placebo plus diet

†Statistically significant (p≤0.05) based on intent-to-treat, last observation carried forward

ns nonsignificant, p>0.05

In addition, XENICAL (n=162) compared to placebo (n=159) was associated with significant lowering for total cholesterol (-1.0% vs +9.0%, p≤0.05), LDL-cholesterol (-3.0% vs +10.0%, p≤0.05), LDL/HDL ratio (-0.26

vs -0.02, $p \leq 0.05$) and triglycerides (+2.54% vs +16.2%, $p \leq 0.05$), respectively. For HDL cholesterol, there was a +6.49% increase on XENICAL and +8.6% increase on placebo, $p > 0.05$. Systolic blood pressure increased by +0.61 mm Hg on XENICAL and increased by +4.33 mm Hg on placebo, $p > 0.05$. Diastolic blood pressure decreased by -0.47 mm Hg for XENICAL and by -0.5 mm Hg for placebo, $p > 0.05$.

14.6 Glucose Tolerance in Obese Patients

Two-year studies that included oral glucose tolerance tests were conducted in obese patients not previously diagnosed or treated for type 2 diabetes and whose baseline oral glucose tolerance test (OGTT) status at randomization was either normal, impaired, or diabetic.

The progression from a normal OGTT at randomization to a diabetic or impaired OGTT following 2 years of treatment with XENICAL (n=251) or placebo (n=207) were compared. Following treatment with XENICAL, 0.0% and 7.2% of the patients progressed from normal to diabetic and normal to impaired, respectively, compared to 1.9% and 12.6% of the placebo treatment group, respectively.

In patients found to have an impaired OGTT at randomization, the percent of patients improving to normal or deteriorating to diabetic status following 1 and 2 years of treatment with XENICAL compared to placebo are presented. After 1 year of treatment, 45.8% of the placebo patients and 73% of the XENICAL patients had a normal oral glucose tolerance test while 10.4% of the placebo patients and 2.6% of the XENICAL patients became diabetic. After 2 years of treatment, 50% of the placebo patients and 71.7% of the XENICAL patients had a normal oral glucose tolerance test while 7.5% of placebo patients were found to be diabetic and 1.7% of XENICAL patients were found to be diabetic after treatment.

14.7 Pediatric Clinical Studies

The effects of XENICAL on body mass index (BMI) and weight loss were assessed in a 54-week multicenter, double-blind, placebo-controlled study in 539 obese adolescents (357 receiving XENICAL 120 mg three times a day, 182 receiving placebo), aged 12 to 16 years. All study participants had a baseline BMI that was 2 units greater than the US weighted mean for the 95th percentile based on age and gender. Body mass index was the primary efficacy parameter because it takes into account changes in height and body weight, which occur in growing children.

During the study, all patients were instructed to take a multivitamin containing fat-soluble vitamins at least 2 hours before or after ingestion of XENICAL. Patients were also maintained on a well-balanced, reduced-calorie diet that was intended to provide 30% of calories from fat. In addition, all patients were placed on a behavior modification program and offered exercise counseling.

Approximately 65% of patients in each treatment group completed the study.

Following one year of treatment, BMI decreased by an average of 0.55 kg/m² in the XENICAL-treated patients and increased by an average of 0.31 kg/m² in the placebo-treated patients ($p = 0.001$).

The percentages of patients achieving $\geq 5\%$ and $\geq 10\%$ reduction in BMI and body weight after 52 weeks of treatment for the intent-to-treat population are presented in **Table 12**.

Table 12 Percentages of Patients with $\geq 5\%$ and $\geq 10\%$ Decrease in Body Mass Index and Body Weight After 1-Year Treatment* (Protocol NM16189)

	Intent-to-Treat Population [†]			
	$\geq 5\%$ Decrease		$\geq 10\%$ Decrease	
	XENICAL n	Placebo n	XENICAL n	Placebo n
BMI	26.5% 347	15.7% 178	13.3% 347	4.5% 178
Body Weight	19.0% 348	11.7% 180	9.5% 348	3.3% 180

*Treatment designates XENICAL 120 mg three times a day plus diet or placebo plus diet

[†]Last observation carried forward

16 HOW SUPPLIED/STORAGE AND HANDLING

XENICAL is a dark-blue or turquoise, hard-gelatin capsule containing pellets of powder.

XENICAL 120 mg Capsules: Dark-blue, two-piece, No. 1 opaque hard-gelatin capsule imprinted with Roche and XENICAL 120 in light-blue ink — bottle of 90 (NDC 0004-0256-52).

XENICAL 120 mg Capsules: Turquoise, two-piece, No. 1 opaque hard-gelatin capsule imprinted with ROCHE and XENICAL 120 in black ink — bottle of 90 (NDC 0004-0257-52).

Storage and Handling

Store at 25°C (77°F); excursions permitted to 15° to 30°C (59° to 86°F) [see USP Controlled Room Temperature]. Keep bottle tightly closed.

XENICAL should not be used after the given expiration date.

17 PATIENT COUNSELING INFORMATION

See FDA-approved patient labeling (Patient Information)

17.1 Information for Patients

Patients should not take XENICAL if they are pregnant, have chronic malabsorption syndrome, cholestasis or hypersensitivity to XENICAL or to any component of this product [see *Contraindications (4)*].

17.2 Concomitant Medications

Patients should be asked if they are taking cyclosporine, beta carotene or vitamin E supplements, levothyroxine, or warfarin due to potential interactions [see *Drug Interactions (7)*].

17.3 Commonly Observed Adverse Events

Patients should be informed of the commonly-observed adverse events associated with the use of XENICAL which include oily spotting, flatus with discharge, fecal urgency, fatty/oily stool, oily evacuation, increased defecation, fecal incontinence [see *Adverse Reactions (6.1)*].

17.4 Potential Risks and Benefits

Patients should be informed of potential risks which include lowered absorption of fat-soluble vitamins and potential liver injury, increases in urinary oxalate, and cholelithiasis [see *Warnings and Precautions (5)*]. Treatment with XENICAL may result in weight loss and improvement in obesity-related risk factors due to weight loss [see *Clinical Studies (14)*].

17.5 Dosing Instructions

Patients should be counseled to take XENICAL as directed with meals or up to one hour after a meal. Patients should also be advised to take multivitamin supplementation at least two hours before or after the administration of XENICAL, or at bedtime [see *Dosage and Administration (2)*].

Distributed by:

Genentech USA, Inc.

A Member of the Roche Group

1 DNA Way

South San Francisco, CA 94080-4990

© 2013 Genentech, Inc. All rights reserved.

